

**QUEEN ELIZABETH HIGH SCHOOL  
YSGOL UWCHRADD Y FRENHINES ELISABETH**



Moving Forward Together

**School Year 2017-18**

**Annual Governors' Report to Parents**

**Adroddiad Blynyddol y Llywodraethwyr I Rieni**

Dear Parents/Carers

This is a report for the school year 2017/18 compiled by the Governing Body of Queen Elizabeth High School. This Annual Report aims to provide an overview of the work of the school during the last academic year and the manner in which the Governing Body monitors the standard of education and the life and work of the school. The Governing Body is required by law to report on the various headings included within this report. The Governing Body is made up of various categories of governors to reflect the school's status as a Local Authority school. There are six parent governors. Parent governors are encouraged to contribute and reflect the views and perceptions of the parents of the school. At an annual general meeting, held each autumn term, the full Governing Body agrees the membership and remit of its four committees: Business Operations, Student Experiences, School Improvements & Standards and Pay & Performance Management. Other committees relating to staffing and discipline issues are convened when necessary. The full Governing Body meets at least once a term. The four committees meet in between the full Governing Body's termly meeting.

The Governing Body works in partnership with the Head teacher, Senior leadership Team and Local Authority. It is responsible for school policy review, budget and curriculum monitoring, staff appointments, school standards and improvement plans. Members of the Governing Body attend statutory training provided by the Local Authority and other development opportunities relating to their roles and responsibilities.

This full report is posted on the school website, paper copies can be made available upon request at the school reception. The Governing Body welcomes parental response and feedback on the report through the contact link on the school website: [www.qehs.carms.sch.uk/contact.aspx](http://www.qehs.carms.sch.uk/contact.aspx)

Arrangements can be made for this report to be translated, enlarged or made accessible in any other format. Please contact School Reception if you wish to make this request.

We hope you find the following report informative and we wish to thank all parents/carers for the support they have shown the school during the year.

Yours sincerely

**Helen Starkey**

H. Starkey, Chair of Governors.

#### 1. THE GOVERNING BODY MEMBERSHIP. AUTUMN TERM 2018

Chair of Governors.	Mrs Helen Starkey
Clerk to the Governing Body.	Ms Annette Spratt
Contact address:	Queen Elizabeth High School Llansteffan Road Johnstown Carmarthen SA31 3NL
Telephone	01267 245300
Email	office@qehs.carms.sch.uk

CATEGORY OF GOVERNOR	NAME	END OF TERM OF OFFICE
----------------------	------	-----------------------

COMMUNITY	Simon Powell	25/09/2021
	Helen Starkey	02/09/2020
	Brian Clarke	14/03/2021
	Gillian Pitman	14/03/2021
	Su Crowther	05/12/2021
LA APPOINTED	Mike Evans	16/04/2021
	Dymphna Powell-Ford	31/08/2021
	Veronica Williams	06/12/2019
	David Williams	18/07/2021
	Gail Parker	05/12/2021
PARENT	Ann Clarke	27/10/2018
	*Su Crowther	19/11/2017
	Gareth Jones	04/11/2020
	Antony Panter	30/11/2019
	*Gail Parker	19/11/2017
	Cath Abbott	29/11/2021
	*Adam Twells	19/11/2017
STAFF REPRESENTATIVE	Margaret Birch	07/01/2020
TEACHER REPRESENTATIVES	Chris Pattison Dick	28/09/2020
	Rhiannon Stephens Davies	22/04/2019
HEAD	Pete Spencer	
SCHOOL COUNCIL REPRESENTATIVES	Head Girl - Anna Griffiths	
	Head Boy - Jac Clarke	

\*Terms of office as Parent Governor ended during the academic year.

Subject to all Parent Governors completing their terms of office, the next election of Parent Governors is due to take place in November 2019. There were no meetings held with parents under Section 94 of The School Standards Organisation (Wales) Act 2013

## 2. THE SCHOOL FINANCIAL STATEMENT, 2017-18.

FUNDING SOURCES	£
-----------------	---

2016/2017 BUDGET SURPLUS	57,622
2017/2018 FORMULA FUNDING	6,777,935
2017/2018 POST 16 FUNDING	938,971
2017/2018 PUPIL DEPRIVATION GRANT (PDG)	254,150
2017/2018 INCOME	361,361
2017/2018 TOTAL AVAILABLE FUNNDING	8,390,039
2017/2018 EXPENDITURE	8,450,509
2017/2018 DEFICIT	60,470

During the financial year 2017-18, no travel or subsistence allowances were paid to members of the Governing Body.

### 3. SCHOOL ORGANISATION, INCLUDING CURRICULUM AND TEACHING AND CHANGES TO THE SCHOOL PROSPECTUS

All current school policies relating to Learning and Teaching including assessment are easily available for parents to view on the QE High website (<http://www.qehs.carms.sch.uk> ). These policies are updated by the school when necessary and approved by the Governing Body. In addition, the school prospectus and sixth form prospectus, as well as termly newsletters all give additional details about the curriculum offered.

Key Stage 3 (KS3) covers Year 7 to Year 9. Lessons are delivered mainly in mixed ability settings. There is an emphasis on skills and the development of literacy and numeracy. Children are placed into sets for English, Mathematics and Welsh. There is at least one bilingual class in each year of KS3, these classes receive Humanities (Year 7), Geography (Year 8/9), History (Year 8/9), Art, Drama and PE and their form periods through the medium of Welsh. Provision is also made for the identified More Able and Talented students. The school operates an adapted curriculum for pupils with significant additional needs.

The school has pupils with special education needs who are catered for in the main school and also in the specialist centre Canolfan Elfed. This very successful resource base is for approximately 70 pupils, some with Profound and Multiple Learning Needs. Where appropriate these pupils access main school classes.

In the main stream pupils with Additional Learning Needs have access to the full curriculum. Amendments to provide additional support and intervention are agreed with parents.

The Welsh Government defines three categories of Special Needs (SEN): School Action, School Action Plus and Statement. These categories are defined as follows:

#### 1. School Action

When a class or subject teacher identifies that a pupil has Additional Learning Needs (ALN) they provide interventions that are additional to or different from those provided as part of the school's usual curriculum.

#### 2. School Action Plus

When the class or subject teacher and the ALN coordinator are provided with advice or support from outside specialists, so that alternative interventions additional or different to those provided for the pupil through

School Action can be put in place.

### 3. **Statemented**

A child has ALN if he or she has learning difficulties, which requires special educational provision to be made for him or her. A learning difficulty means that the child has significantly greater difficulty in learning than most children of the same age or that the child has a disability that needs different educational facilities from those that the school generally provides for children.

#### **2017/18 Special Needs Data for pupils of statutory school age.**

<b>School Action</b>	<b>2015</b>	<b>2016</b>	<b>2017</b>	<b>2018</b>
QE High school	22.7%	22.1%	24.3	20.1
Carmarthenshire schools	18.2%	18.7%	18.5	
Wales	15.1%	15.1%	14.7	
<b>School Action +</b>				
QE High school	7.0%	7.1%	8.7	8.88
Carmarthenshire schools	9.6%	9.6%	9.7	
Wales	7.7%	7.7%	7.9	
<b>Statemented</b>				
QE High school	7.7%	7.4%	7.2	8.18
Carmarthenshire schools	4.7%	4.6%	4.4	
Wales	2.5%	2.4%	2.3	

In addition, the Governing Body reviews information on the numbers of pupils for whom English is an additional language.

<b>EAL Pupils</b>	<b>2015</b>	<b>2016</b>	<b>2017</b>	<b>2018</b>
QE High school	1.7%	1.4%	1.9	7.75
Carmarthenshire schools	1.0%	1.0%	1.1	
Wales	2.8%	3.0%	3.0	

In KS4 the curriculum provides pupils with appropriate learning Pathways leading to a full suite of qualifications including the Welsh Baccalaureate Qualification and GCSEs.

### 4. **Welsh in Queen Elizabeth High School**

The language category of the school is “English with significant Welsh”. The language category is decided by The Welsh Government.

The Welsh Language features in whole school life. To facilitate progression for pupils from Category A primary schools, the school provides an enhanced course in the Welsh language at KS3, which can lead to a Welsh First language qualification at GCSE. Such pupils are placed in Welsh medium registration classes with access to some curriculum subjects in Welsh. All Queen Elizabeth High School pupils follow the statutory Welsh Second Language course.

### 5. **Summary of Changes to the School Prospectus during 2017-18.**

The school prospectus was amended to include details of the newly introduced ParentPay system. Also, the designated Safeguarding Officer, Assistant Headteacher Mrs Jayne Johnson and The Looked After Children Co-ordinator, Mr Peter Robinson were named in the revised statutory guidelines.

#### **6. Session Times in QE High school:**

School begins for students at 9.00am.

There is a break from 10.20am to 10.35am.

The lunch break is from 12.35pm to 1.25pm.

The school day ends at 3.25pm.

#### **7. School Toilets**

Queen Elizabeth High School has seventeen toilet areas, which are available to pupils, most of which contain multiple cubicles. These are cleaned on a daily basis after school hours. A daytime cleaner may perform emergency cleaning if the need arises. The school has worked in collaboration with the Local Authority to redevelop one block of toilets, facilitating a modern design. This was a jointly funded project and addressed the priority area for action from most pupil and parent/carer feedback. The design was developed in consultation with pupils and parent/carers via the school's Parent Forum.

#### **8. Actions taken to develop or strengthen links with the community:**

The school has strong links with the community including local charities such as Children in Need, The Carmarthen Food bank -Xcel Project, community enterprises and educational establishments in the area including Coleg Sir Gar, University of Wales Trinity St David's and partner primary schools. The school has excellent links with local performing arts groups, sharing facilities and providing opportunities for young people to perform. The school works closely with the Dyfed Powys police force, the Fire Brigade and Hywel Dda Health Board, supporting well-being and encouraging personal safety. The school has a dedicated School Police Liaison Officer who delivers lessons on a range of social and personal issues within the Personal and Social Education (PSE) curriculum. Dyfed Powys Police have supported the school in offering guidance evenings for parents on Internet Safety for pupils.

The school has established a successful Parent Forum which has provided an effective vehicle for parents to have a clear stake in school improvement.

#### **9. Actions that promote healthy eating and drinking:**

The Governors strongly support actions taken by the school to promote healthy, eating and drinking by pupils. The school adheres to the Welsh Government's Action Plan - [Appetite for Life](#) which regulates the kinds of drinks and food sold in the school canteen (CCC provision) and in the 6<sup>th</sup> Form Café (school provision). The Governing Body is grateful to families who support the school's canteen and café and thus ensure their children partake of Appetite for Life. The introduction of ParentPay has enabled parents to track their children's eating habits in school. This initiative has also limited opportunities for spending dinner money on externally sourced non-healthy food. This has been a major step in supporting the school's drive to promote a healthy lifestyle.

#### **10. Provision for pupils to participate in sport including the provision for extra curricular sports activities.**

The school currently allocates 96 minutes per week for curricular Physical Education this is close to local and National averages. All Wales school Sport Survey 2015

All Wales School Sport Survey 2018	Minutes of PE and Sport per week
QE HIGH	96.0
Similar Schools	93.0
All Wales	95.0

By following the Welsh Government 5 X 60 scheme the school offers a diverse range of sports to increase sporting participation. In partnership with the WRU the school employs a full time Rugby coach who leads the development of Rugby for all pupils.

Appropriate curriculum time is devoted to PE to encourage pupils' participation in sport. The 5 x 60 initiative has been successful in improving participation levels. The school works closely with 5 x 60 officers and responds to pupil views, which are expressed effectively via the pupil's Sport Council. This has resulted in a diverse range of extra-curricular provision and significantly increased pupil participation. The number of pupils engaged in sport outside lessons has increased from 49% in 2015 to 58% in 2018, this compares to 43% in similar schools and 49% nationally, which represents significant progress and high levels of participation amongst our pupils.

56% of QEHS pupils in the 2018 Sports Survey said that PE lessons and sport contributed a lot towards a healthy lifestyle, compared to a national average of 46%.

Participation in sport and physical activity is clearly a strength of the school and making a positive contribution to the promotion of a healthy lifestyle.

Individuals and teams have enjoyed significant success in a range of disciplines. As well as strong levels of participation, the school is effectively promoting excellence and elite sport performance.

#### **11. Policy or strategy reviews adopted or undertaken by the Governing Body in 2017-18:**

The school Improvement and Standards Committee met five times during the year. The Head Teacher and members of the Senior Leadership Team briefed Governors on examination outcomes and pupil performance. All aspects of school improvement along with development and progress of initiatives in Key Stages 3, 4 and 5 were monitored and evaluated by staff, this was reported at Governors meetings. Heads of Learning from Years 9 and 10 advised Governors on the Pupil Mentoring programme. School Governors undertook Learning Walks in December 2017 (PE and Wellbeing), February 2018 (Science), March 2018 (Maths and Numeracy), May 2018 (Technology) and July 2018 (Pupil Participation). These are opportunities which help Governors understand everyday school operations and enables interaction with staff and pupils. Pupil panels were held each term, this is when Governors discuss with the students their learning experiences and share an opportunity to talk about their work and outcomes.

#### **12. Governing Body Review of School Policies:**

During the school year the Full Governing Body reviewed and updated HR policies as advised by The Local Authority. The Safeguarding and Child Protection Policy was reviewed in July 2018 and established access to this policy from the Home Page of the school's website. Manual Handling, Looked After Children and The Intimate Care Policies were also reviewed.

The Business Operations Committee reviewed the school's Health, Safety and Security Policy and agreed a new Data Protection Policy in line with GDPR requirements and Local Authority guidance.

The Student Experiences Committee considered the School's ICT, E-Safety and Electronic Communications Policy. Governors reviewed the Physical Intervention Policy.



13. The Governing body annually review the destinations of school leavers in Y11, Y12 and Y13. 2018

M=Male, F=Female,P=Prefer not to say,O=Other																
Carmarthenshire		11					12					13				
		F	M	O	P	Total	F	M	O	P	Total	F	M	O	P	Total
Queen Elizabeth High School	Continuing in full-time education - Same School	64	62	0	0	126	71	62	0	0	133	2	5	0	0	7
	Continuing in full-time education - School	1	1	0	0	2	1	0	0	0	1	0	0	0	0	0
	Continuing in full-time education - College	38	27	0	0	65	2	4	0	0	6	6	11	0	0	17
	Continuing in full-time education - HE	0	0	0	0	0	1	1	0	0	2	45	39	0	0	84
	GAP Year	0	0	0	0	0	0	0	0	0	0	0	0	0	0	0
	Continuing in Part time Education	0	2	0	0	2	0	0	0	0	0	0	0	0	0	0
	Entering employment outside WBYP	2	4	0	0	6	2	0	0	0	2	1	1	0	0	2
	Entering WBYP (employed status)	1	2	0	0	3	0	1	0	0	1	1	0	0	0	1
	Entering WBYP - (without employed status)	1	7	0	0	8	2	0	0	0	2	1	1	0	0	2
	Able to Enter Emp, Ed or WBYP (Unemployed)	2	2	0	0	4	0	3	0	0	3	1	0	0	0	1
	Unable OR NOT READY to enter Emp, Ed or WBYP (e.g. due to illness, custodial sentence)	0	0	0	0	0	0	1	0	0	1	0	0	0	0	0
	Known to have left the area	0	1	0	0	1	0	0	0	0	0	1	0	0	0	1
	Not responding to follow-up and therefore unknown	0	0	0	0	0	1	3	0	0	4	0	0	0	0	0
	To be updated	0	0	0	0	0	1	0	0	0	1	1	0	0	0	1
<b>Total</b>	<b>109</b>	<b>108</b>	<b>0</b>	<b>0</b>	<b>217</b>	<b>81</b>	<b>75</b>	<b>0</b>	<b>0</b>	<b>156</b>	<b>59</b>	<b>57</b>	<b>0</b>	<b>0</b>	<b>116</b>	
<b>Total</b>	<b>109</b>	<b>108</b>	<b>0</b>	<b>0</b>	<b>217</b>	<b>81</b>	<b>75</b>	<b>0</b>	<b>0</b>	<b>156</b>	<b>59</b>	<b>57</b>	<b>0</b>	<b>0</b>	<b>116</b>	



#### 14. Attendance Information - Whole School

The Governing Body closely monitors attendance and notes that the school has worked hard to improve attendance, employing a range of strategies and different approaches in partnership with parents/guardians and the local authority.

The Governing Body appreciates the active support of parents and carers in ensuring pupils attend school punctually and regularly. Good attendance habits are an important aspect of preparing young people for the workplace. The school's aim is to achieve 95% attendance during the year.

#### Percentage attendance during the year by % of half day sessions attended

BOYS AND GIRLS	2015	2016	2017	2018
QE High school	94.0%	94.2%	94.4%	94.2%
Carmarthenshire schools	94.2%	94.5%	94.3%	94.15%
Wales	93.9%	94.2%	94.1%	93.85%
<b>BOYS</b>				
QE High school	93.6%	93.8%	94.3%	93.9%
Carmarthenshire schools	94.2%	94.5%	94.3%	93.8%
Wales	94.0%	94.3%	94.2%	93.8%
<b>GIRLS</b>				
QE High school	94.5%	94.5%	94.5%	94.6%
Carmarthenshire schools	94.1%	94.4%	94.2%	93.7%
Wales	93.7%	94.1%	94.0%	93.9 %

The Governing Body also review the number of unauthorised absence as well as authorised absences for the year expressed as a percentage of the total number of possible attendances. The school is making progress in reducing absences by working in partnership with families and the LA Education Welfare Office.

	2015	2016	2017	2018
Authorised absences	5.3%	5.5%	5.3%	5.0%
Unauthorised absences	0.7%	0.3%	0.3%	0.8%

#### 15. The calendar dates for school terms and holidays including INSET days 2018-19

Term	Term Begins	Half Term Holiday		Term Ends	Days
		Begins	Ends		
Autumn 2018	Tuesday 4 <sup>th</sup> September	Monday 29 <sup>th</sup> Oct	Friday 2 <sup>nd</sup> Nov	Friday 21 <sup>st</sup> Dec	74
Spring 2019	Monday 7 <sup>th</sup> January	Monday 25 <sup>th</sup> Feb	Friday 1 <sup>st</sup> March	Friday 12 <sup>th</sup> April	65

Summer 2019	Tuesday 30 <sup>th</sup> April	Monday 27 <sup>th</sup> May	Friday 31 <sup>st</sup> May	Monday 22 <sup>nd</sup> July	54
Designated INSET Days – Monday 3 <sup>rd</sup> September 2018. Friday 12 <sup>th</sup> April 2019					2
Total					<b>195</b>

N.B. Good Friday- 19<sup>th</sup> April 2019. May Day – 6<sup>th</sup> May 2019.

The Governing Body receives feedback including statistical analysis on the most recent SAT, GCSE and A level examination performance. Overall good progress is being made and the Governing Body congratulated pupils and staff on these outcomes. AS performance was strong. 20% of all AS grades were As., 56% A-C and A-E was 89%. This has been an increase across all measures with some subjects performing in the top 25% of schools in England and Wales (ALPS)

16. Results:

#### **KS4**

Below is a summary of the 2017/18 school's performance. These results were for pupils who were registered as being on roll in Year 11 in January 2018. The Summary of Secondary School performance (SSSP) compares the performance of Queen Elizabeth High School pupils in Y11 with pupils in other schools in the Local Authority (Carmarthenshire) and with all schools in Wales.

#### **KS3**

Similarly, the most recent school comparative data for KS3 is listed. These results were for pupils who were registered in Year 9 in 2017/18. This data is based on teacher assessment in the core subjects of English and Welsh including Oracy, Reading and Writing, Maths and Science as well as assessments in other subjects. Performance of the school is also compared to LA (Carmarthenshire) and National (Wales) Teacher Assessed Levels in 2017.

Queen Elizabeth High School				SSSP 2018			
Summary of School Performance (1)				LA/School No.		69 / 4063	
<b>Pupils in Year 11</b>							
<b>Number of pupils in Year 11 who were on roll in January 2018 :</b>							<b>220</b>
<b>Percentage of pupils in Year 11 who:</b>							
	entered at least one qualification	achieved the Level 1 threshold	achieved the Level 2 threshold	achieved the Level 2 threshold including a GCSE pass in English or Welsh first language and mathematics	Achieved 5 or more GCSE grades A*-A or equivalent	Average capped 9 (2) points score per pupil	Average capped 8 (2) wider points score per pupil
School 2017/18	100	98	69	55	17	363	333
LA Area 2017/18	100	96	72	58	19	363	335
Wales 2017/18	99	94	67	55	18	350	324
School 16/17/18	100	98	79	58	21	..	351
School 15/16/17	100	98	84	59	23	..	360
<b>Number of boys in Year 11 who were on roll in January 2018 :</b>							<b>108</b>
<b>Percentage of boys in Year 11 who:</b>							
	entered at least one qualification	achieved the Level 1 threshold	achieved the Level 2 threshold	achieved the Level 2 threshold including a GCSE pass in English or Welsh first language and mathematics	Achieved 5 or more GCSE grades A*-A or equivalent	Average capped 9 (2) points score per pupil	Average capped 8 (2) wider points score per pupil
School 2017/18	100	98	66	50	20	361	332
LA Area 2017/18	100	96	67	54	15	352	325
Wales 2017/18	99	92	61	50	14	335	311
School 16/17/18	100	98	77	53	21	..	347
School 15/16/17	100	97	82	55	21	..	353
<b>Number of girls in Year 11 who were on roll in January 2018 :</b>							<b>112</b>
<b>Percentage of girls in Year 11 who:</b>							
	entered at least one qualification	achieved the Level 1 threshold	achieved the Level 2 threshold	achieved the Level 2 threshold including a GCSE pass in English or Welsh first language and mathematics	Achieved 5 or more GCSE grades A*-A or equivalent	Average capped 9 (2) points score per pupil	Average capped 8 (2) wider points score per pupil
School 2017/18	100	97	72	59	14	366	334
LA Area 2017/18	100	96	78	63	24	375	346
Wales 2017/18	99	95	73	61	22	365	338
School 16/17/18	100	99	82	62	21	..	356
School 15/16/17	100	99	86	64	25	..	367
(1) For details on approved qualifications, point scores and contribution to thresholds, please see the Qualifications Wales website (QiW) at <a href="https://www.qiw.wales/">https://www.qiw.wales/</a>							
(2) Average capped 9 / 8 wider point scores are calculated using the best 9 / 8 results but must include certain subjects. See notes for further details.							
.. Data not available.							

Queen Elizabeth High School						SSSP 2018			
Summary of School Performance (1)								LA/School N669 / 4063	
<b>Pupils in Year 11</b>									
<b>Number of pupils in Year 11 who were on roll in January 2018 :</b>								<b>220</b>	
<b>Percentage of pupils in Year 11 who:</b>									
achieved an A*-C Grade in :									
	English / Welsh	English	Welsh (2)	Science	Maths	Maths -	Best of		Core subject
School 2017/18	70	70	59	66	57	59	64		52
LA Area 2017/18	70	67	68	69	61	60	65		57
Wales 2017/18	65	63	74	63	59	58	64		53
School 15/16/17	70	70	61	87	..	..	..		57
School 14/15/16	70	70	64	97	..	..	..		59
<b>Number of boys in Year 11 who were on roll in January 2018 :</b>								<b>108</b>	
<b>Percentage of boys in Year 11 who:</b>									
achieved an A*-C Grade in :									
	English / Welsh	English	Welsh (2)	Science	Maths	Maths -	Best of		Core subject
School 2017/18	62	62	22	64	54	62	63		49
LA Area 2017/18	63	60	58	67	59	60	64		53
Wales 2017/18	56	54	65	60	57	58	62		48
School 15/16/17	61	61	31	86	..	..	..		53
School 14/15/16	61	61	43	96	..	..	..		55
<b>Number of girls in Year 11 who were on roll in January 2018 :</b>								<b>112</b>	
<b>Percentage of girls in Year 11 who:</b>									
achieved an A*-C Grade in :									
	English / Welsh	English	Welsh (2)	Science	Maths	Maths -	Best of		Core subject
School 2017/18	77	77	78	68	60	55	64		55
LA Area 2017/18	79	76	78	73	63	61	67		61
Wales 2017/18	74	72	83	66	62	58	65		58
School 15/16/17	79	79	76	88	..	..	..		60
School 14/15/16	79	79	73	97	..	..	..		63
(1)	For details on approved qualifications, point scores and contribution to thresholds, please see the Qualifications Wales website (QiW) at <a href="https://www.qiw.wales/">https://www.qiw.wales/</a>								
(2)	Note that the denominator for this indicator is the number pupils in Year 11 who entered Welsh First Language, rather than the total number of pupils in Year 11								

Queen Elizabeth High School				<b>SSSP 2018</b>			
Summary of School Performance (1)				LA/School No.		669 / 4063	
<b>Achievement of the Skills Challenge Certificate by pupils in Year 11</b>							
		<b>Percentage of pupils in Year 11 who:</b>		<b>Percentage of boys in Year 11 who:</b>		<b>Percentage of girls in Year 11 who:</b>	
		Achieved the Foundation or National Skills Challenge Certificate at KS4	Achieved the National Skills Challenge Certificate at KS4	Achieved the Foundation or National Skills Challenge Certificate at KS4	Achieved the National Skills Challenge Certificate at KS4	Achieved the Foundation or National Skills Challenge Certificate at KS4	Achieved the National Skills Challenge Certificate at KS4
School 2017/18		84	59	80	44	88	72
LA Area 2017/18		89	77	87	70	91	85
Wales 2017/18		87	73	84	66	90	81
School 16/17/18		..	..	..	..	..	..
School 15/16/17		..	..	..	..	..	..
<b>Achievement of the Welsh Baccaulaureate By Pupils in Year 11</b>							
		<b>Percentage of pupils in Year 11 who:</b>		<b>Percentage of boys in Year 11 who:</b>		<b>Percentage of girls in Year 11 who:</b>	
		Achieved the Foundation or National Welsh Baccaulaureate at KS4	Achieved the National Welsh Baccaulaureate at KS4	Achieved the Foundation or National Welsh Baccaulaureate at KS4	Achieved the National Welsh Baccaulaureate at KS4	Achieved the Foundation or National Welsh Baccaulaureate at KS4	Achieved the National Welsh Baccaulaureate at KS4
School 2017/18		83	41	79	28	87	54
LA Area 2017/18		88	54	86	47	90	61
Wales 2017/18		85	51	82	45	89	58
School 16/17/18		..	..	..	..	..	..
School 15/16/17		..	..	..	..	..	..
(1) For details on approved qualifications, point scores and contribution to thresholds, please see Qualifications Wales website (QiW) at <a href="https://www.qiw.wales/">https://www.qiw.wales/</a>							

This report uses data for 2017 for LA and Wales comparative information

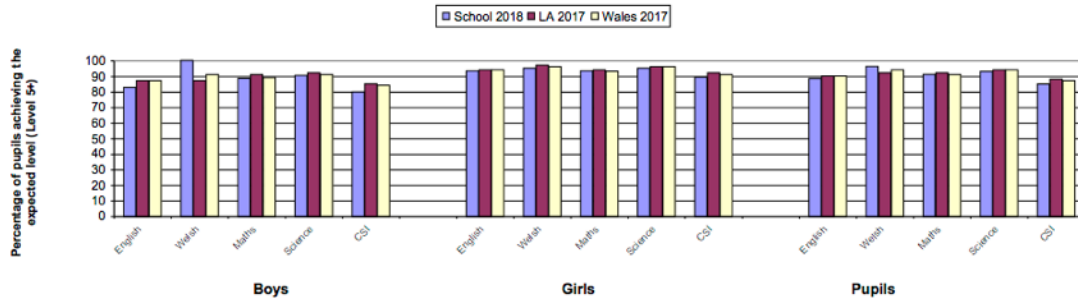
Queen Elizabeth High School  
Carmarthenshire

LA/School no: 669/4063

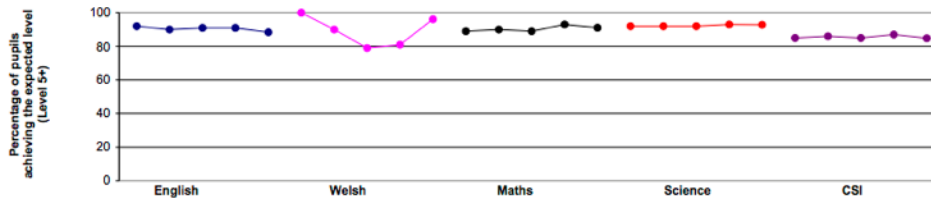
**School comparative information: National Curriculum Assessments 2018**  
**Key Stage 3**

Percentage of boys, girls, and pupils achieving at least the expected level (Level 5+):

	Boys			Girls			Pupils		
	School 2018	LA 2017	Wales 2017	School 2018	LA 2017	Wales 2017	School 2018	LA 2017	Wales 2017
English	83	87	87	93	94	94	88	90	90
Welsh	100	87	91	95	97	96	96	92	94
Maths	88	91	89	93	94	93	91	92	91
Science	90	92	91	95	96	96	93	94	94
CSI	80	85	84	89	92	91	85	88	87



**School Performance over time (2014 - 2018)**



**Notes:**

1. Figures for Welsh refer to attainment in Welsh first language only.
2. CSI = Core Subject Indicator. To achieve the CSI a pupil must achieve at least the expected level 5 in both Mathematics and Science and either English or Welsh first language.
3. If there were no pupils eligible for assessment in a subject for a particular year the graph will discontinue and show a gap for that year.



This report uses data for 2017 for LA and Wales comparative information

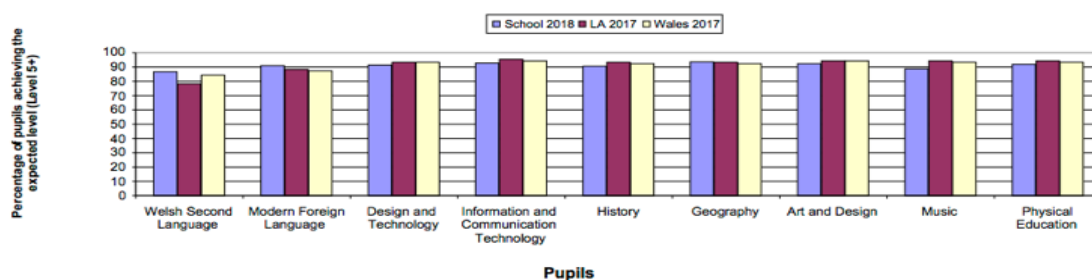
Queen Elizabeth High School  
Carmarthenshire

LA/School no: 669/4063

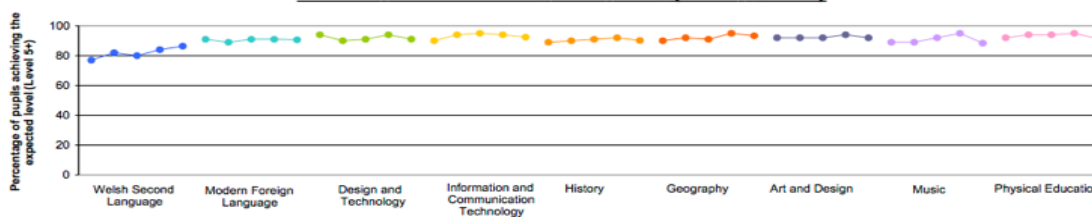
**School comparative information: National Curriculum Assessments 2018  
Key Stage 3**

Percentage of pupils achieving the expected level (Level 5+)

	Boys			Girls			Pupils		
	School 2018	LA 2017	Wales 2017	School 2018	LA 2017	Wales 2017	School 2018	LA 2017	Wales 2017
Welsh Second Language	84	71	78	89	87	90	86	78	84
Modern Foreign Language	87	84	82	94	93	92	91	88	87
Design and Technology	87	91	91	95	96	96	91	93	93
Information and Communication Technology	89	93	92	95	96	96	92	95	94
History	86	90	89	94	95	95	90	93	92
Geography	90	90	89	96	96	95	93	93	92
Art and Design	88	91	90	96	97	97	92	94	94
Music	84	92	91	93	97	96	88	94	93
Physical Education	90	95	92	93	94	94	92	94	93



**School Performance over time (2014 - 2018)**



**Notes:**

1. If there were no pupils eligible for assessment in a subject for a particular year the graph will discontinue and show a gap for that year.